


# Corporate Parenting Board Children Looked After Data

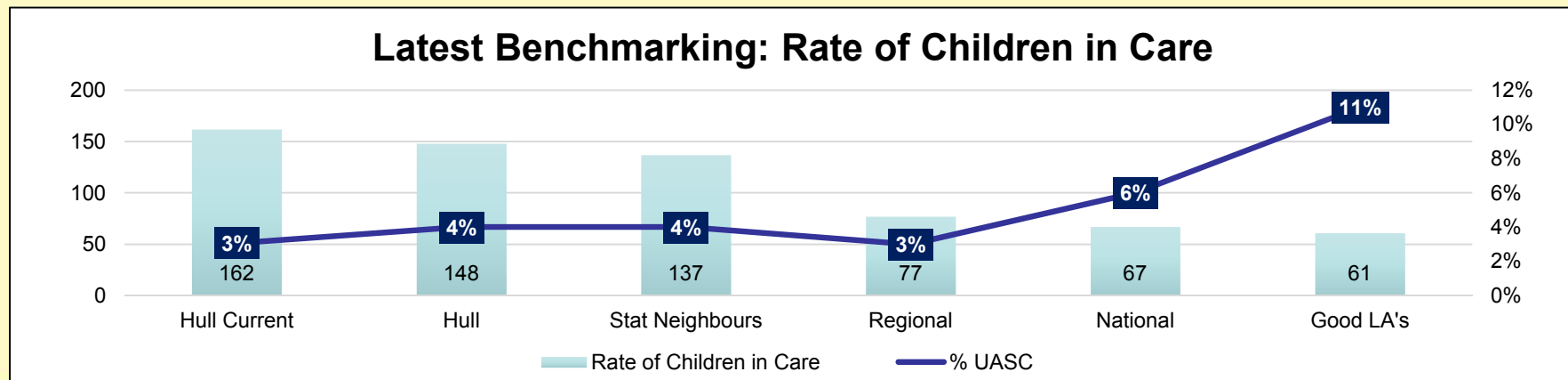
As at 31 May 2021

# Numbers of Children

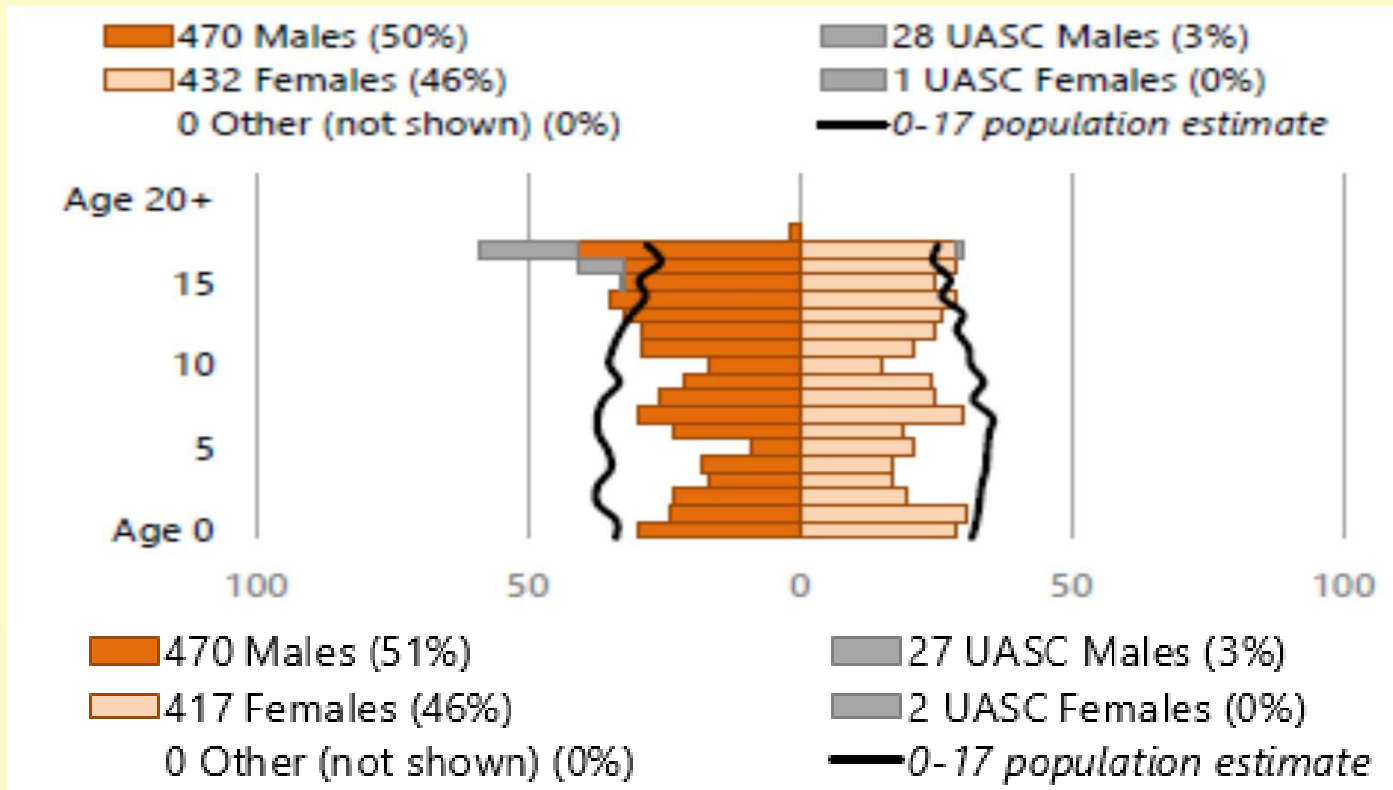
- 931 Children Looked After\*
- 29 are UASC
- 187 new to care since November 20
- 157 left care since November 20



Increased  
by 60 Since  
May 2020



# Age and Gender profile of our Children Looked After



# Where are our Children Looked After living?

Placement Type	Hull Current		Latest Benchmarking				
			Hull	Stat Neighbours	Regional	National	Good LA's
Foster Care (Mainstream HCC)	308						
Foster Care (Connected Carer)	160	<b>73%</b>	<b>74%</b>	<b>73%</b>	<b>74%</b>	<b>72%</b>	<b>70%</b>
Foster Care (IFA)	210						
Foster Care (Fostering for Adoption)	6	<b>3%</b>	<b>2%</b>	<b>3%</b>	<b>3%</b>	<b>3%</b>	<b>3%</b>
Placed for Adoption	18						
Placed with Parents	51	<b>5%</b>	<b>6%</b>	<b>9%</b>	<b>8%</b>	<b>7%</b>	<b>7%</b>
Supported Living (HCC)	0						
Supported Living (Private)	0						
Supported Living (Other)	0						
Children's Homes (HCC)	65	<b>16%</b>	<b>13%</b>	<b>11%</b>	<b>11%</b>	<b>13%</b>	<b>16%</b>
Children's Homes (Private)	65						
Secure Children's Home	1						
Young Offender Institution	4						
Independent Living	12						
Mother and Baby Unit	0						
NHS/Health Trust	1	<b>0%</b>	<b>1%</b>	<b>2%</b>	<b>1%</b>	<b>2%</b>	<b>3%</b>
Other Placements	30	<b>3%</b>	<b>2%</b>	<b>1%</b>	<b>1%</b>	<b>1%</b>	<b>0%</b>

Of these children and young people 192 (20%) are placed more than 20 miles from home. 65% over 20 miles from home are in Foster Placements

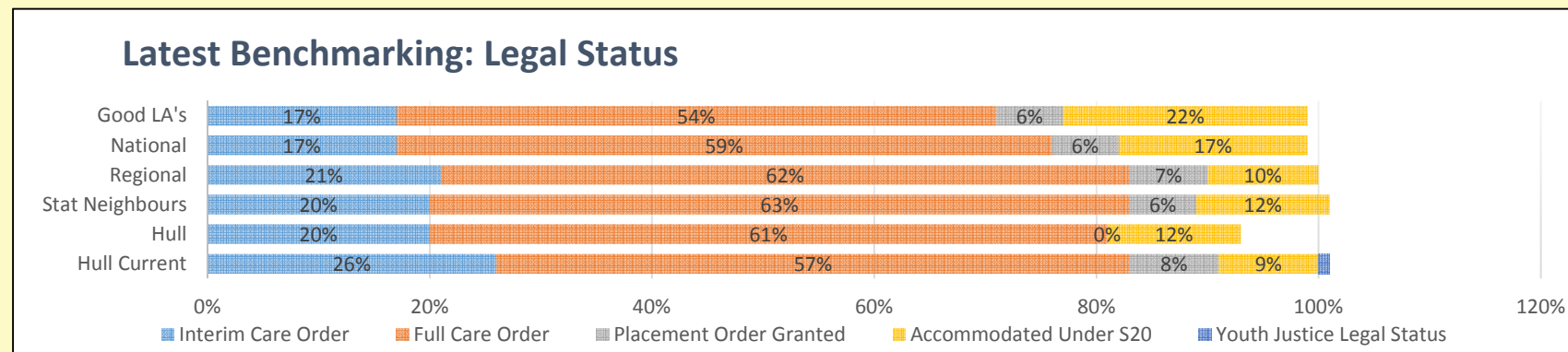
# Home Ward of our Children Looked After

Ward			
Avenue	38	Marfleet	88
Beverley and Newland	18	Newington and Gipsyville	114
Boothferry	18	North Carr	86
Bricknell	1	Other Post Codes	57
Central	53	Orchard Park	90
Derringham	12	Pickering	21
Drypool	41	Southcoates	55
Holderness	8	St Andrews and Docklands	63
Ings	7	Sutton	39
Kingswood	4	University	18
Longhill and Bilton Grange	49	West Carr	50

**Based upon the home postcode of the child when they became looked after**

# Legal Status of our Children Looked After:

Permanence Plan	Number	%
Interim Care Order	238	26%
Final Care Order	531	57%
Placement Order Granted	74	8%
Accommodated Under S20	83	9%
Youth Justice Legal Status	5	1%



# Plans for the future of our Children Looked After:

\*Data set in development – please treat with caution – data cleansing taking place  
(recent changes have been made to LL that will see this improve month on month)

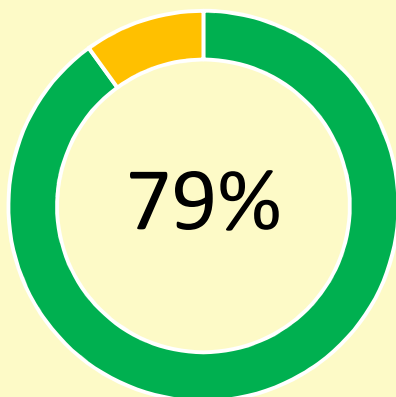
<b>Permanence Plan</b>	<b>Number</b>	<b>%</b>
Return to Family	183	20%
Adoption	102	11%
SGO/CAO	46	5%
Supported Living	51	5%
LT Residential	56	6%
LT Fostering	488	52%
Not Recorded	5	1%

# CLA Reviews- Timeliness

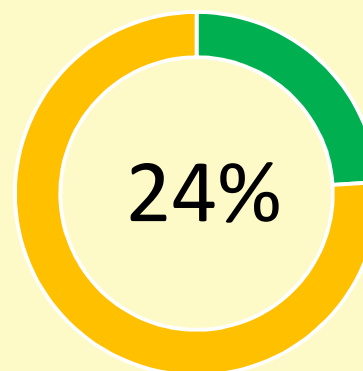
<b>Time Since Last Review</b>	<b>Number</b>	<b>%</b>
0-3 months	559	60%
3-6 months	326	35%
6-9 months	28	3%
9-12 months	0	0%
12 months+	0	0%
No Review	9	1%
No Review- New CLA	9	1%



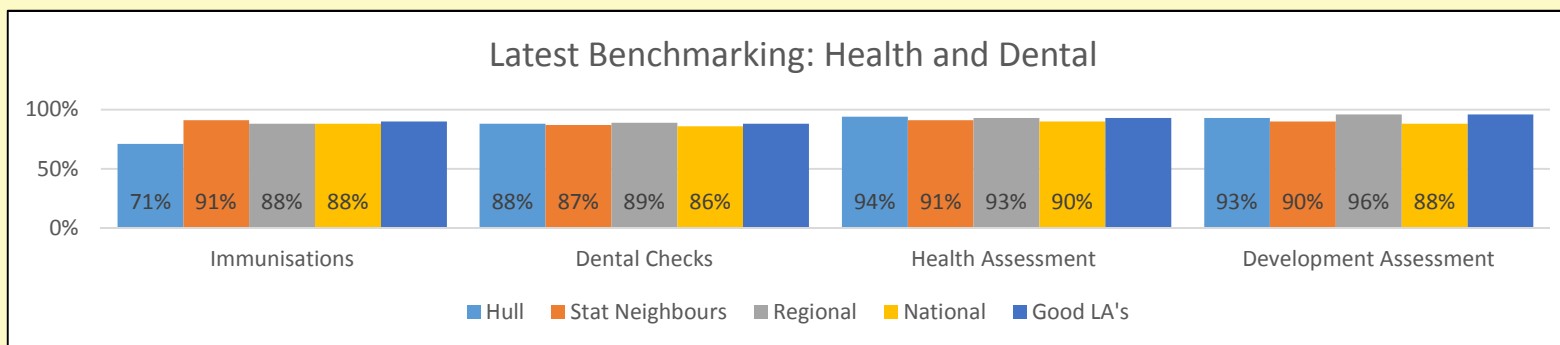
# CLA Health Assessments & Dental Checks



% Health Assessments in Date

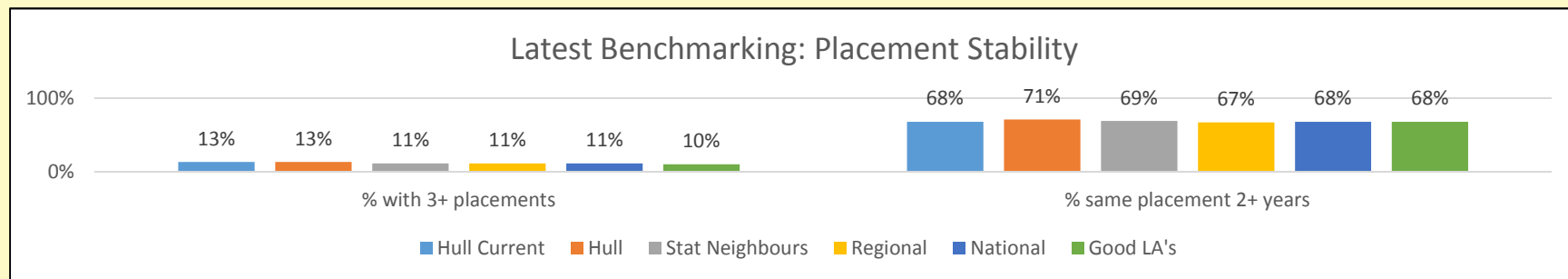


% Dental Checks in Date



# CLA no. placements in the last 12 months

No. Placements 12 mths	Number	%
1 Placement	347	37%
2 Placements	245	26%
3 Placements	141	15%
4 Placements	76	8%
5 Placements	41	4%
6 Placements	26	3%
7+ Placements	55	5%



# CLA Duration of Current Placement

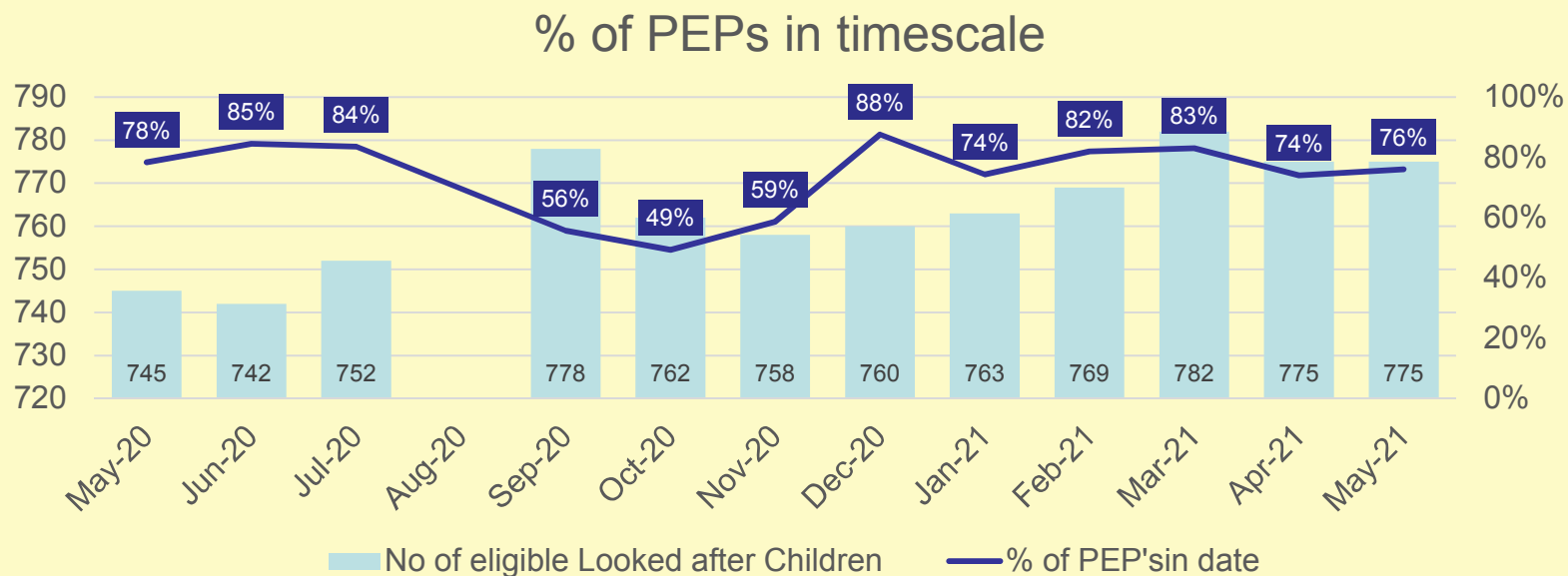
<b>Duration</b>	<b>Number</b>	<b>%</b>
0 – 3 Months	126	14%
3 – 6 Months	142	15%
6 Mths – 1 Year	206	22%
1 Year – 2 Years	185	20%
2+ Years	272	29%

# School Age CLA by Education Type

School Type	Number	%
Primary Schools	279	46%
Secondary Schools	205	34%
Pupil Referral Units	44	7%
Special Schools	58	10%
Independent/Other	15	2%
Not in Full Time Education*	41	

\*6 children are in receipt of 1:1 Tuition, 16 are listed as not having an Education Provision and 18 have a part time timetable listed on VS data

# CLA Personal Education Plans

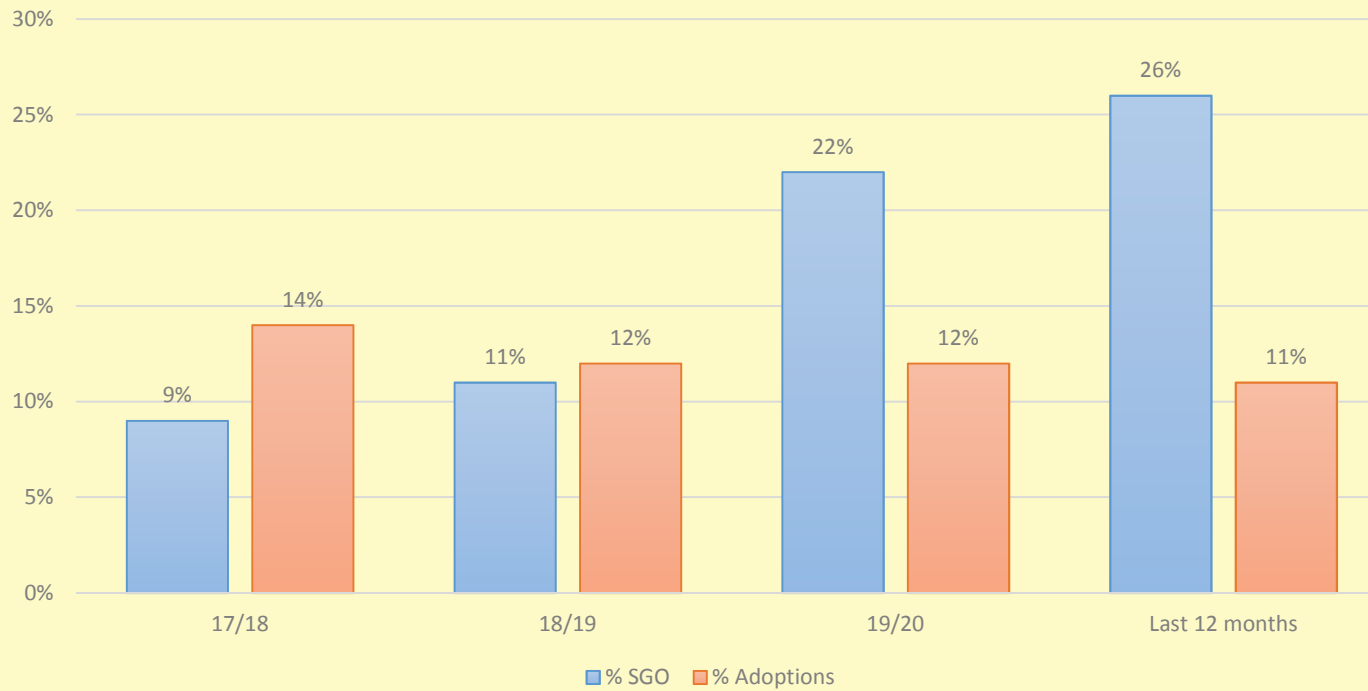


\*Eligible CLA is for pupils from Early Years (Foundation Stage 1), School Age and Post 16. CLA that are too young for PEPs are not included in the eligible cohort.

# 290 Children have ceased to be looked after in the last 12 months:

Reason Episode Ceased	Current		Latest Benchmarking				
	Number	%	Hull	Stat Neighbours	Regional	National	Good LA's
Adopted	32	11%	12%	16%	14%	12%	14%
Care taken by other LA	1	0.30%	-	2%	-	1%	1%
Returned home to live with parents/relatives	44	15%	35%	31%	27%	29%	32%
Residence order granted	28	10%	12%	12%	6%	4%	5%
Special guardianship order granted	74	26%	22%	35%	16%	13%	33%
Moved to independent living	52	18%	12%	10%	12%	17%	21%
Transfer to residential care funded by ASC	3	1.00%	2%	1%	1%	2%	3%
Sentenced to custody	7	2%	-	1%	2%	1%	1%
Accommodation on remand ended	0	0%	2%	0%	1%	1%	0%
Age assessment determined child was 18+	0	0%	-	1%	1%	1%	1%
Any other reason	49	17%	2%	23%	20%	20%	26%

# % of CLA Ceased that left care due to Adoption or SGO



# Adoption

- 32 Children adopted in the last 12 months
- 37 children waiting to be adopted (27 with a placement order)
- 10 children with a decision reversed (in the last 12 months)



# Care Leavers Aged 17-25

Where are our care leavers living?	Hull Current	Latest Benchmarking				
		Hull	Stat Neighbours	Regional	National	Good LA's
% With parents or relatives	0%	10%	20%	12%	12%	16%
% Community home	0%	-	0%	3%	4%	3%
% Semi-independent transitional accommodation	0%	21%	24%	22%	29%	35%
% Supported lodgings	12%	29%	6%	7%	7%	9%
% Gone abroad	0%	0%	0%	-	-	0%
% Deported	0%	0%	0%	0%	-	0%
% Ordinary lodgings	1%	-	0%	1%	1%	0%
% Residence not known	0%	0%	0%	-	-	0%
% No fixed abode / homeless	1%	-	0%	-	1%	0%
% Foyers	0%	0%	5%	1%	3%	1%
% Independent living	41%	12%	28%	16%	11%	12%
% Emergency accommodation	0%	0%	0%	-	-	0%
% Bed and breakfast	0%	0%	0%	-	-	0%
% In custody	4%	-	0%	4%	3%	2%
% With Former Foster Carer	4%	10%	19%	23%	18%	22%
% Other accommodation	5%	-	3%	7%	4%	2%
% Local authority does not have information	1%	-	6%	3%	6%	3%